


Welcome!



BOOK CLUB	INTRO	02
BOOK CLUB	TOOLS FOR SUCCESS	03
BOOK CLUB	ORGANIZATION	04
BOOK CLUB	BRAIN BREAKS	05
BOOK CLUB	SKILLS TAUGHT IN TA	06
BOOK CLUB	ADDITIONAL SUPPORTS	07
BOOK CLUB	WHO TO REACH OUT TO	08

How Do You Define Success?

Join at: [Menti.com](https://menti.com) and use code 5225 9517



The key to success in middle school is...



Student Services Member Responses

Student Services Team Members Introduction



Name	Role	Phone	Email
Susan Russo	Director of Counseling	703-228-5466	susan.russo@apsva.us
Ashley Bleakley	6 th Grade Counselor	703-228-5481	ashley.bleakley@apsva.us
Paul Gardner	7 th Grade Counselor	703-228-5457	paul.gardner@apsva.us
Gretchen Brenckle	8 th Grade Counselor	703-228-5469	gretchen.brenckle@apsva.us
Natalie Battle	Intervention Counselor	703-228-	natalie.battle@apsva.us
Kim Chisolm	Substance Abuse Counselor	703-228-2631	kim.chisolm@apsva.us
Kate Karns	School Social Worker	703-228-5467	katherine.karns@apsva.us
Liliana Martinez	Registrar	703-228-5441	liliana.martinez@apsva.us
Sarah Morgan	Counseling Intern	703-228-5469	sarah.morgan@apsva.us
Amy Nemeth	School Psychologist	703-228-5471	amy.nemeth@apsva.us
Peggy Sabouni	Interlude Therapist	703-228-5453	peggy.cole@apsva.us

Mr. Bruno

I teach to encourage intellectual curiosity, help students develop problem solving skills and gain math confidence. I am here to provide a **safe space** for **ALL** students!



STARBUCKS



PennState

Position: Math Teacher

Grade: 7th Grade

College: Pennsylvania State University
& Gannon University

High School: McDowell High School

Hometown: Erie, Pennsylvania

Birthplace: Erie, Pennsylvania

Interests: Running, Playing Sports, Cooking,
Reading, Traveling, Spending Time
with Friends and Family



Tools for Success

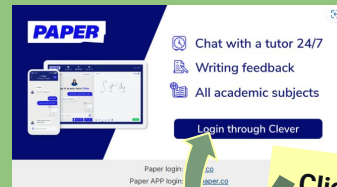


Canvas

Click here to learn more about setting up the Canvas Observer Account and ParentVue!

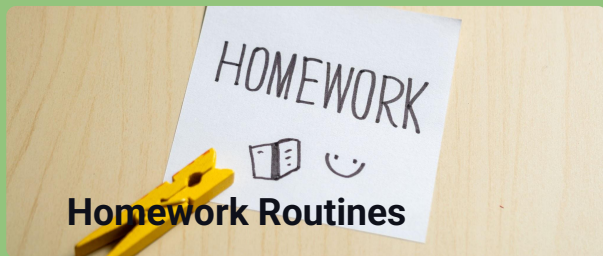


ParentVue



Paper


Click here to get started!



Homework Routines



Organization & Time-Management



Brain Breaks



Universal Supports - TA





Additional Supports




Who Do You Reach Out To?

What is Paper?

- Educational Support System - provided by APS
- FREE for all students 6-12
- 24/7 unlimited live chat tutoring
- Unlimited review of written work
- Educational and entertaining after-school video content
- Available in English, Spanish, French, Mandarin




Paper Tutors



- Real human tutors support your students
- Paper tutors guide students through the learning process rather than giving away answers.
- Encourage students to become self-advocates and reach out for help whenever they need it.

How can Paper Support your students?



Individualized Homework Help

Normalize Asking for Help

Communication Skills

Strengthen Writing Skills
Reading Comprehension

Problem Solving

Multi-Step Word Problems

Study Skills

Test Taking Practice

Digital Citizenship



Learn more about the Paper platform & tutors

Explore your student's dashboard & Sign up for a free webinar



Get started by building Paper into your homework routine

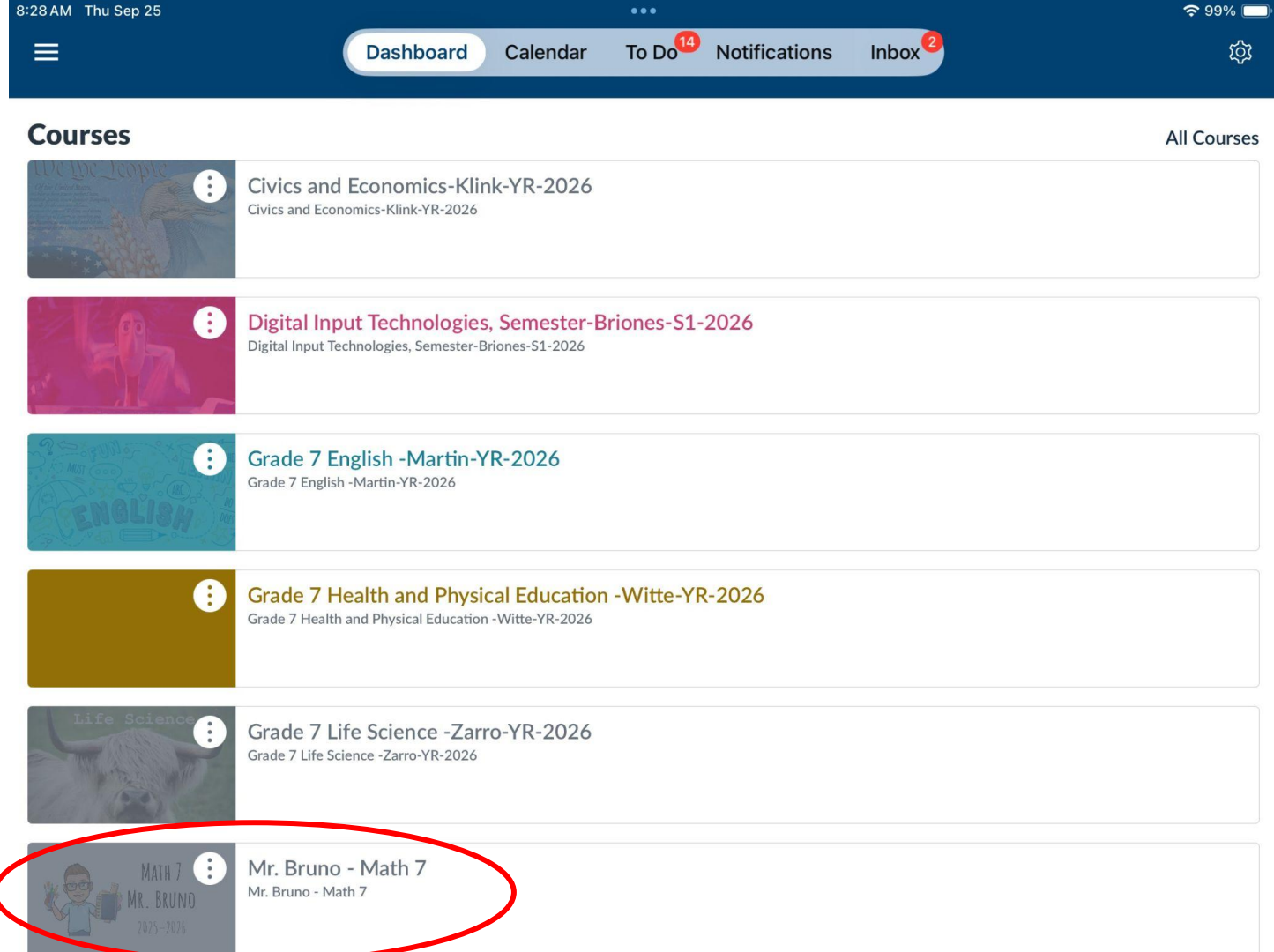


Canvas App

The app opens to the “Dashboard.”

→ Every class your student is enrolled in has its own Canvas page.

Let's look at Math as our example.



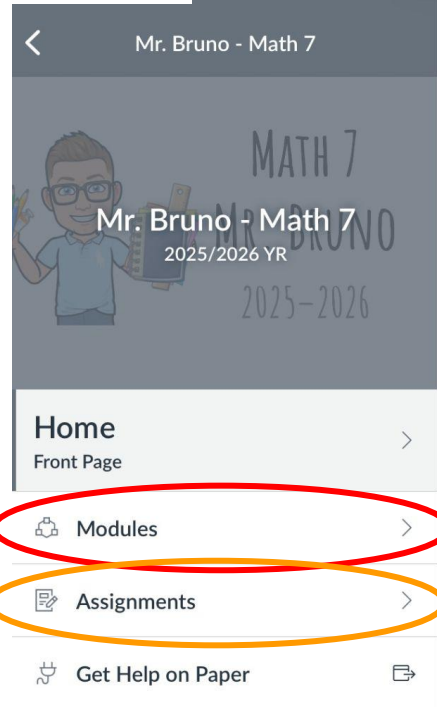
Course Homepage

1. Modules

→ Daily breakdown of learning objectives, notes, classwork, extra resources, and homework

2. Assignments

→ View course-specific assignments & directions for submission
→ Identify if assignments have been submitted on-time or late and any missing assignments



Williamsburg Middle School | Arlington Public Schools | (703) 228-5450

Math 7

Mr. Bruno - Room 101

Current Module

Previous Modules

Other Resources



WELCOME!

I look forward to building our community together. Please know that I am here to help you with anything this school year.

Modules

Modules are organized by Unit, Learning Target, or by Week depending on specific class.

Math Example:

→ Organized by Unit and by Week

→ Each class period has its own page to guide student learning

→ Learning Objective

→ Blank & Completed Notes

The screenshot shows a mobile application interface. At the top, there's a status bar with the time 8:33 AM, date Thu Sep 25, and battery level 98%. Below this is a navigation bar with tabs: Dashboard (selected), Calendar, To Do (14 notifications), Notifications, and Inbox (2 notifications). The main content area is divided into two panels. The left panel, titled 'Modules' and 'Mr. Bruno - Math 7', shows a list of units and lessons. 'Unit 1: Data Cycle' is expanded, showing several lessons. The lesson 'Thursday (9/18 - A Day) & Friday (9/19 - B Day) - Histograms' is highlighted with a green oval. The right panel, titled 'Thursday (9/18 - A Day) & Friday (9/19 - B Day) - Histograms' and 'Mr. Bruno - Math 7', displays the 'Lesson Resources' page. It features a large heading 'Lesson Resources:' followed by a blue oval containing the text 'Today we will how to compare data represented in histograms with the same data represented in line plots, circle graphs, and stem-and-leaf plots.' Below this, there are three more resources, each in a purple oval: 'Blank Histograms & Other Graphs Notes', 'Completed Histograms & Other Graphs Notes', and 'YouTube Video: Histograms & Other Graphs Lesson'. At the bottom of the right panel, there's a decorative border with the word 'HISTOGRAMS' in a stylized font, and navigation buttons for 'Previous' and 'Next'.

8:33 AM Thu Sep 25

Dashboard Calendar To Do 14 Notifications Inbox 2

Modules
Mr. Bruno - Math 7

Unit 1: Data Cycle

Thursday (9/11 - A Day) & Friday (9/12 - B Day) - Data Cycle

Week At A Glance: 9/15 - 9/19

Monday (9/15 - A Day) & Tuesday (9/16 - B Day) - Constructing Histograms

Wednesday (9/17 - C Day) - Analyzing Histograms

Thursday (9/18 - A Day) & Friday (9/19 - B Day) - Histograms

Week At A Glance: 9/22 - 9/26

Monday (9/22 - A Day) & Wednesday (9/24 - B Day) - Data Cycle Unit Test Study Guide

Thursday (9/25 - A Day) & Friday (9/26 - B Day) - Data Cycle Unit Test

Thursday (9/18 - A Day) & Friday (9/19 - B Day) - Histograms
Mr. Bruno - Math 7

Lesson Resources:

Today we will how to compare data represented in histograms with the same data represented in line plots, circle graphs, and stem-and-leaf plots.

Blank Histograms & Other Graphs Notes

Completed Histograms & Other Graphs Notes

YouTube Video: Histograms & Other Graphs Lesson

HISTOGRAMS

◀ Previous Next ▶

Modules

Math Example:

→ Still in same specific class period page

→ Type of Classwork Activity

→ Directions for how to access and submit activity

→ Due Date

8:33 AM Thu Sep 25

Dashboard Calendar To Do 14 Notifications 2 Inbox 2

Modules
Mr. Bruno - Math 7

Thursday (9/18 - A Day) & Friday (9/19 - B Day) - Histograms
Mr. Bruno - Math 7

Unit 1: Data Cycle

Thursday (9/11 - A Day) & Friday (9/12 - B Day) - Data Cycle

Week At A Glance: 9/15 - 9/19

Monday (9/15 - A Day) & Tuesday (9/16 - B Day) - Constructing Histograms

Wednesday (9/17 - C Day) - Analyzing Histograms

Thursday (9/18 - A Day) & Friday (9/19 - B Day) - Histograms

Week At A Glance: 9/22 - 9/26

Monday (9/22 - A Day) & Wednesday (9/24 - B Day) - Data Cycle Unit Test Study Guide

Thursday (9/25 - A Day) & Friday (9/26 - B Day) - Data Cycle Unit Test

Classwork:

Activity 1: IXL Mini-Quiz	Login to <u>IXL</u> using Clever and complete the Histogram Quiz.	Due: In Class!
Activity 2: IXL Benchmark	Login to <u>IXL</u> using Clever and complete your Benchmark, if not already complete.	Due: Friday, September 28th

Previous Next

Modules

Math Example:

→ Still in same specific class period page

→ Early Finisher Activities
→ These are great resources for studying later
→ These are great extra practice

→ Homework

8:34 AM Thu Sep 25

Dashboard Calendar To Do 14 Notifications Inbox 2

← Back Modules Mr. Bruno - Math 7

Thursday (9/18 - A Day) & Friday (9/19 - B Day) - Histograms Mr. Bruno - Math 7

▲ Unit 1: Data Cycle

- Thursday (9/11 - A Day) & Friday (9/12 - B Day) - Data Cycle
- Week At A Glance: 9/15 - 9/19
- Monday (9/15 - A Day) & Tuesday (9/16 - B Day) - Constructing Histograms
- Wednesday (9/17 - C Day) - Analyzing Histograms
- Thursday (9/18 - A Day) & Friday (9/19 - B Day) - Histograms
- Week At A Glance: 9/22 - 9/26
- Monday (9/22 - A Day) & Wednesday (9/24 - B Day) - Data Cycle Unit Test Study Guide
- Thursday (9/25 - A Day) & Friday (9/26 - B Day) - Data Cycle Unit Test

If you finish early...

- [Creating Histograms](#)
- [Scavenger Hunt](#)

Homework:

1. Missing Assignments

◀ Previous

Assignments

A breakdown of:

→ Submitted/Unsubmitted

→ Graded/Ungraded

→ Late Assignments

Click on a specific assignment to see:

→ directions for completion and submission

→ what was submitted by your student if already submitted

8:34 AM Thu Sep 25


DashboardCalendarTo Do14NotificationsInbox2


BackAssignmentsMr. Bruno - Math 7


Assignment DetailsMr. Bruno - Math 7


Grading Period:Q1 SY2026


Overdue Assignments


 **U1 - Probability Pizzazz Puzzles WS**
Due Sep 6, 2025 at 8:00 AM
✓ Graded
10 / 10

 **IXL - Probability**
Due Sep 7, 2025 at 11:59 PM
🕒 Late
10 / 10

 **U1 - All About Me Slides**
Due Sep 12, 2025 at 8:00 AM
✓ Graded
10 / 10

 **IXL - Data Cycle**
Due Sep 14, 2025 at 11:59 PM
🕒 Late
9 / 10

 **U1 - Histogram Pizzazz Puzzle WS**
Due Sep 17, 2025 at 8:00 AM
🕒 Late
9 / 10

 **IXL - Creating Histograms**

U1 - Probability Pizzazz Puzzles WS

10 pts ✓ Graded

Attempt 1Sep 4, 2025 at 8:39 AM

Grade

Submission & Rubric >

10

Points

Out of 10 pts

Due

Sep 6, 2025 at 8:00 AM

Submission Types

File Upload

Resubmit Assignment

Canvas Calendar

→ Daily, Weekly, or Monthly Views


→ Important Dates:


- Assignment Due Dates
- Upcoming Assessment Dates

8:30 AM Thu Sep 25

DashboardCalendarTo Do14NotificationsInbox2

☰






+

2025

September ▾

Calendars

Sun	Mon	Tue	Wed	Thu	Fri	Sat
21	22	23	24	25	26	27




Mr. Bruno - Math 7

Data Cycle Unit Test

Sep 25, 2025 at 12:00 AM

>




Grade 7 English -Martin-YR-2026

Plot Map Practice

Sep 25, 2025 at 8:00 AM | 0 po

>



Digital Input Technologies,
Semester-Briones-S1-2026

DIT: Starter vs Frame Warm Up: 9/25

Sep 25, 2025 at 11:5 | 2 points

>



Canvas To Do

→ Assigned Activities from **ALL** classes

→ Assigned Activities removed from To Do List once submitted

→ **BE CAREFUL**: students can accidentally delete/remove items from this list, even if not submitted

8:31 AM Thu Sep 25

Dashboard Calendar To Do 14 Notifications Inbox 2

Assignment Details
Mr. Bruno - Math 7

Grade 7 Life Science -Zarro-YR-2026
Four Question Strategy for Project Experimental Design
Due Yesterday at 7:30 AM

Grade 7 Life Science -Zarro-YR-2026
Introduce your ISP Topic
Due Yesterday at 7:30 AM

Grade 7 Life Science -Zarro-YR-2026
Experimental Design Check-In 2025
Due Yesterday at 2:30 PM

Grade 7 Life Science -Zarro-YR-2026
Acknowledgment of Syllabus
Due Yesterday at 11:59 PM

Mr. Bruno - Math 7
U1 - Data Cycle Test Study Guide
Due Yesterday at 11:59 PM

Grade 7 English -Martin-YR-2026
Plot Map Practice
Due Today at 8:00 AM

Digital Input Technologies, Semester-Briones-S1-2026
DIT: Starter vs Frame Warm Up: 9/25
Due Today at 11:59 PM

U1 - Data Cycle Test Study Guide

10 pts Missing

Grade

Submission & Rubric >

0
Points

Out of 10 pts

Due

Sep 24, 2025 at 11:59 PM

Submission Types

File Upload

Description

Hello students -

Submit Assignment

Canvas Inbox

→ Students and teachers communicate with each other through the Canvas Inbox

→ Parents communicate with teachers using their APS email addresses: **first.last@apsva.us**

8:32 AM Thu Sep 25


DashboardCalendarTo Do14NotificationsInbox2

≡

A

+

All Courses ▾Inbox ▾




Heather Martin (She/Her)...

Today

Reminder

Good morning, students!...




Ashley Hogwood

Sep 22, 2025

Activities Fair

All, ...




Elizabeth Briones (S...

Sep 22, 2025

Typing.com Log In - Do Not Delete

Dear Kareem,...




Carrie Wielechowski...

Sep 17, 2025

Thursday and Friday Testing Room

Hello!...




Christy Zarro (She/...

Sep 16, 2025

Resources

I have been sending out articles to th...




Christy Zarro (She/Her)

Sep 1, 2025

No submission for Introduce Yourself...

Hello Everyone,...





Hayley Post

Jun 16, 2025

Lost and Found (English Class)


Dear Students,...





Hayley Post

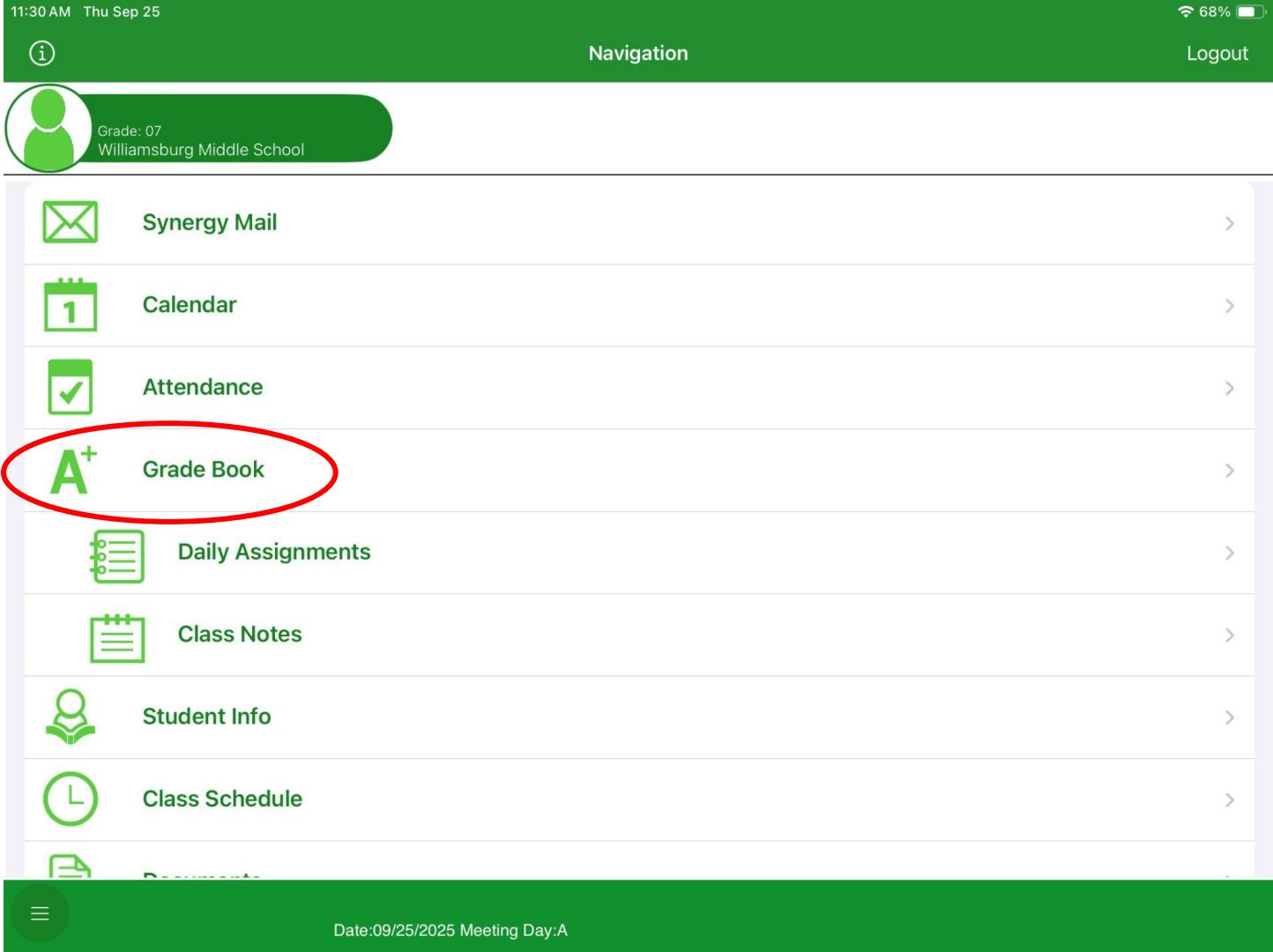
Jun 8, 2025



StudentVue App

The app opens to “Navigation.”

→ Click on Grade Book



StudentVue App


This is the Grade Book view.

- Class Name
- Current Grade
- Missing Assignments
- Click on “MP 1” for a detailed breakdown of all assignments for the class

11:31 AM Thu Sep 25

Grade Book

Home



Grade: 07
Williamsburg Middle School

3: Digital Input Technologies

Elizabeth Briones

Room: 136

MP 1

A

0 Missing Assignments

97.4%

4: Spanish I

Larissa Stewart

Room: 134

MP 1

N/A

0 Missing Assignments

5: Math 7

Joshua Bruno

Room: 101

MP 1

C

3 Missing Assignments

75.6%

6: Civics and Economics

Thomas Feeney

Room: 103

MP 1

A

0 Missing Assignments

90%

7: English 7

Caroline Clontz

Room: C102

MP 1

A

0 Missing Assignments

97.8%

Recent History

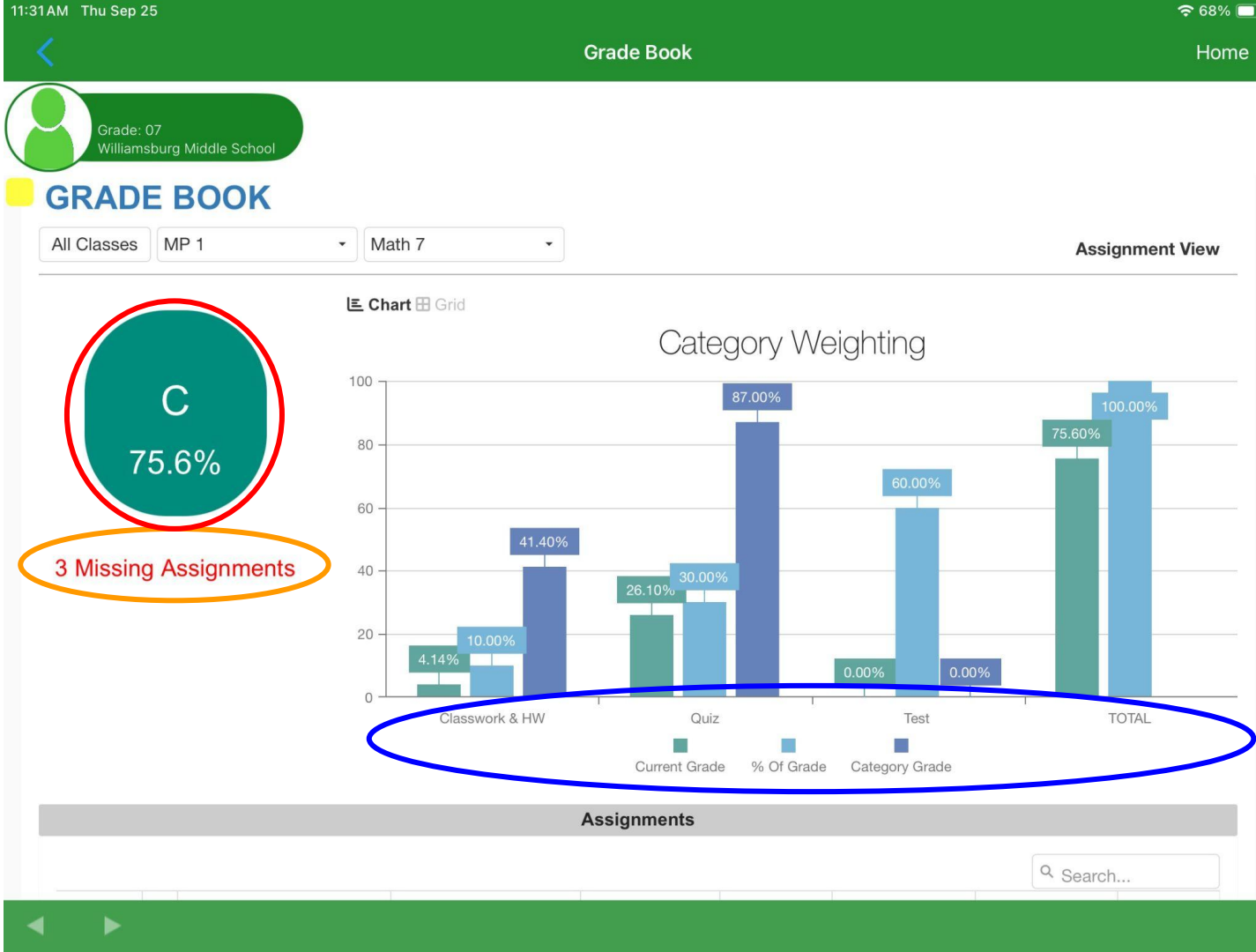
StudentVue App

This is the Assignment View you see when you click on “MP 1.”

→ Overall Quarter Grade

→ Number of Missing Assignments

→ Grading Categories & Weight of Overall Grade



StudentVue App

Scroll Down on Assignment View to see individual assignments.

→ Name and Date of Assignment

→ Grading Category

→ Score

→ Late or Missing Notes

→ if no note, it was turned in on-time

11:31 AM Thu Sep 25

Grade Book

Home

Grade: 07
Williamsburg Middle School

Search

Date	Assignment	Assignment Type	Resources	Score	Score Type	Points	Notes
9/18/25	IXL - Interpreting Histograms	Classwork & HW	0	0 out of 10.0000	Raw Score	0.00/10.0000	Late
9/17/25	IXL - Creating Histograms	Classwork & HW	0	0 out of 10.0000	Raw Score	0.00/10.0000	Missing
9/17/25	U1 - Histogram Pizzazz Puzzle WS	Classwork & HW	0	0 out of 10.0000	Raw Score	0.00/10.0000	Missing
9/14/25	IXL - Data Cycle	Classwork & HW	0	0 out of 10.0000	Raw Score	0.00/10.0000	Missing
9/12/25	U1 - All About Me Slides	Classwork & HW	0	9 out of 10.0000	Raw Score	9.00/10.0000	
9/10/25	U1 Probability Quiz	Quiz	0	87	Percentage	87.00/100.0000	
9/7/25	IXL - Probability	Classwork & HW	0	10 out of 10.0000	Raw Score	10.00/10.0000	
9/6/25	U1 - Probability Pizzazz Puzzles WS	Classwork & HW	0	10 out of 10.0000	Raw Score	10.00/10.0000	
Totals						C (75.6%)	

Homework - Why it Matters

- Builds independence, responsibility, and time management
- Reduces stress by providing consistency
- Parent support (without doing it for them) helps kids succeed

Despite Different Homework Experiences...

- Step by step: organization, time management, and independence
- Families can help by creating consistent routines, even when homework varies each night.
- Routine (hopefully) does not require as much supervision

IT'S A PROCESS...

6th Grade: Teacher checks agenda daily ('training wheels')



7th Grade: More student ownership, parents can prompt



8th Grade: Independent tracking & organization expected



Setting Up for Success: Space & Supplies


- Consistent location (desk, kitchen table—not bed)
- Well-lit, clutter-free
- Homework basket: pencils, paper, calculator, charger

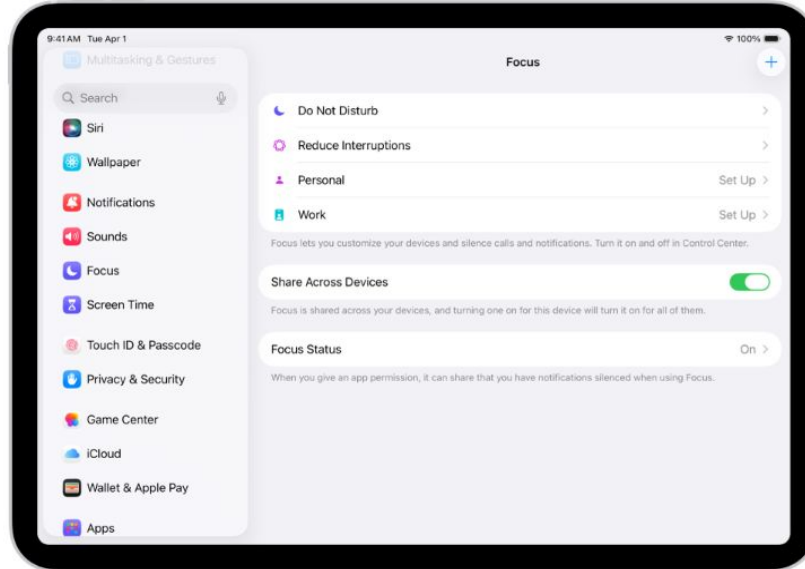


Managing Electronics

- Phones = #1 distraction
- Use '*Do Not Disturb*' or charge outside room
- Computer/iPad: supervise nearby or use a *Focus mode*

Set up a Focus

1. Go to Settings  > Focus, then tap a Focus—for example, Do Not Disturb, Personal, or Work.



Talking About Homework

Instead of: *"Do you have homework?"* try:

- "What did you practice in class today?"
- "What's coming up later this week?"
- "Which class felt hardest today?"

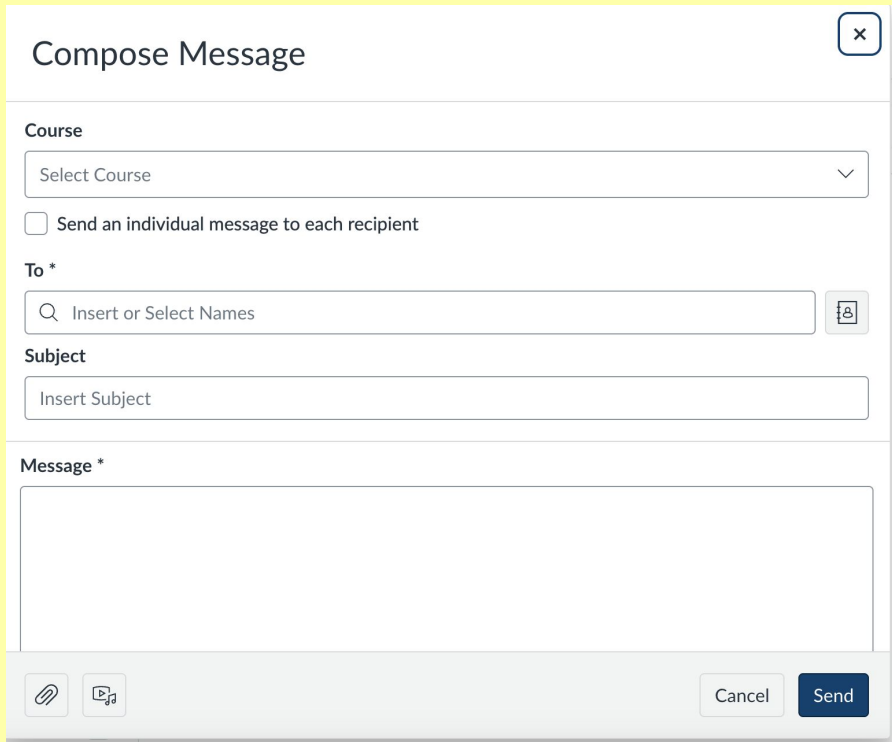


If They Say 'No Homework' try*:

- **Reading** for fun
- **Reviewing** notes for quizzes/tests
- **Organizing** binder or digital files
- **Practicing** skills (typing, math facts, vocabulary)

****double check StudentVue and Canvas for missing work****

Encourage Self-Advocacy



The image shows a screenshot of the 'Compose Message' interface in Canvas LMS. At the top, the title 'Compose Message' is displayed with a close button (X) in the top right corner. Below the title, there is a 'Course' section with a dropdown menu labeled 'Select Course'. Underneath the course selection, there is a checkbox labeled 'Send an individual message to each recipient'. The 'To *' section features a search bar with the placeholder text 'Insert or Select Names' and a contact selection icon. The 'Subject' section has a text input field with the placeholder 'Insert Subject'. The 'Message *' section is a large text area for composing the message. At the bottom of the form, there are icons for attaching files and inserting a link, followed by 'Cancel' and 'Send' buttons.

- Parents guide, but don't do it for them
- Role-play or draft message together
- Example Email: "Hi Mr. Bruno, I was absent yesterday. What should I review?"

Canvas Inbox/Compose Message screen

Key Takeaways

- Consistent homework routine + workspace
- Limit electronics/distractions
- Check agendas → step back gradually
- Use open-ended questions
- Encourage independence & teacher communications

Let's Get Organized

- **Organize your materials**
 - Assignments/class info. organize by subject
 - Put physical paperwork in binders, notebooks or folders.
 - If asynchronous, utilize desktop folders and school based apps.
 - Reorganize on a routine basis
- **Organize your space**
 - Someplace quiet enough to focus
 - Designate a desk/table. Agreed upon work area.
- **Organize your time**
 - Write down all your assignments and when they're due
 - Break big projects down into smaller parts
 - Mark testing dates
 - Enter other activities on your calendar



Focus, then Refocus

- **Avoid Distractions**

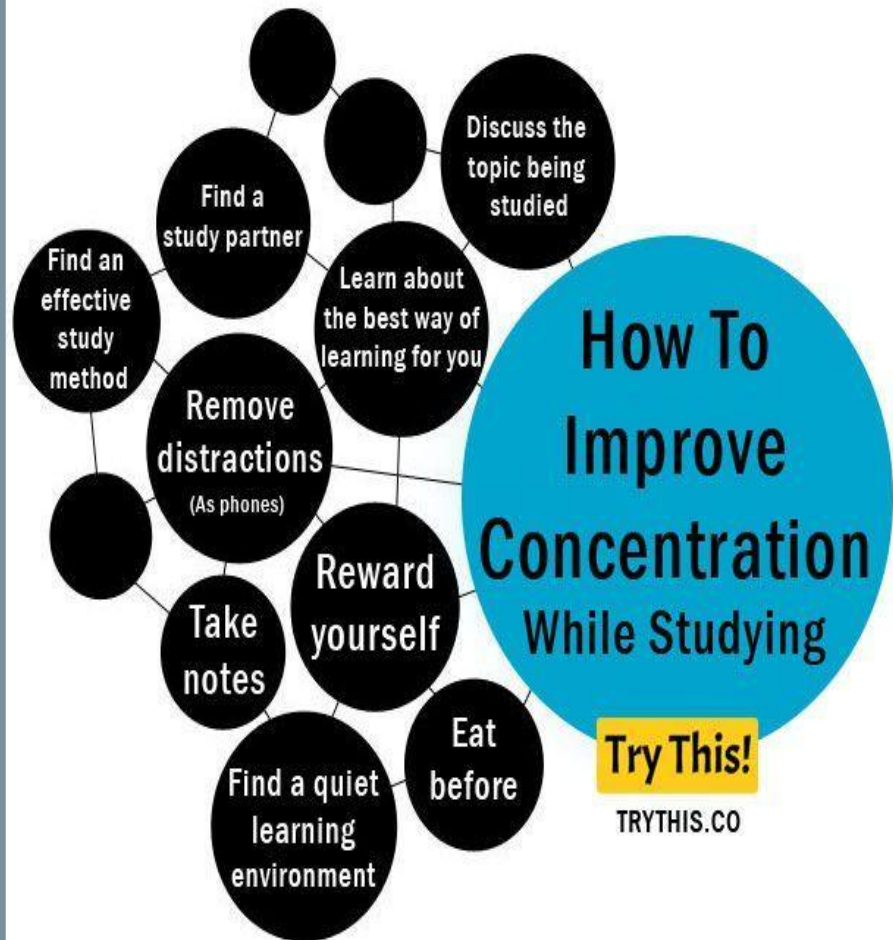
- When you multitask you're less focused, which means you're less likely to do well on that test. Park your devices and only retrieve them after your work is done.

- **Take Breaks**

- Taking a short break between assignments can help your mind stay fresh and focused.
- Get up from your desk, move, stretch or walk around to clean your head. Allow your mind to absorb what you've just studied.

- **Refocus Yourself**

- SEL-Mindfulness exercises



TIME MANAGEMENT

1. Identify Time-Wasters and Set Goals
2. Plan Ahead by Creating a To-Do List
3. Tackle Small Tasks to Start
4. Only Do One Thing at a Time
5. Establish Routines
6. Use Breaks Wisely
7. Take Time Off



In Summary, Organizational DO's and Don'ts



- **DO** know your deadlines.
- **DO** make a calendar of stages and final due dates.
- **DO** include social events on your virtual calendar for time management.
- **DO** understand the assignment and expectations
- **DO** give yourself a quiet place to study with all material you need.
- **DO** give yourself brief breaks.



- **DON'T** put work off until the last minute; you'll be too frantic to focus
- **DON'T** do your homework late at night or in bed
- **DON'T** let yourself be bored. Find the aspect of the project or paper that interest you. Reframe the assignment! If you're dying of boredom, something's not right!


Brain Breaks & Self Care

Adolescents need **brain breaks** because their brains are still developing, especially in areas responsible for focus, decision-making, emotional regulation, and memory.

Goal: Focus on a balance of self-care/ academic demands.

They help:

- Improve focus and attention & reduce mental fatigue
- Support learning & memory
- Regulate emotions & stress
- Encourage physical movement
- Boost creativity



● Brain Break Ideas:

- Take a walk
- [Go Noodle](#)
- Music
- Visualization/ Breathing
- Body Scanner
- 5 Senses
- Would you Rather
- Quick physical breaks:
[fitBoost](#)

Universal Time Devoted to Supporting Student Success = Teacher Advisory



Additional Supports

- Wolf Time Intervention
- Counseling Small Groups
- Referrals to/ Information about Community Resources
 - Hazel Health
 - Tutoring
 - [Links on the APS/WMS Website](#)
- [Student Support Team Referral](#)

Pop Quiz!

Please scan & provide your feedback



*Thank you for attending
today's Parent Coffee!*